


Teacher can't see the Course Total column in the OpenLMS Gradebook

Teachers can accidentally click the wrong button to cause their gradebook to hide the Course Total column. If this happens to you, follow these simple steps.

Message to grade range

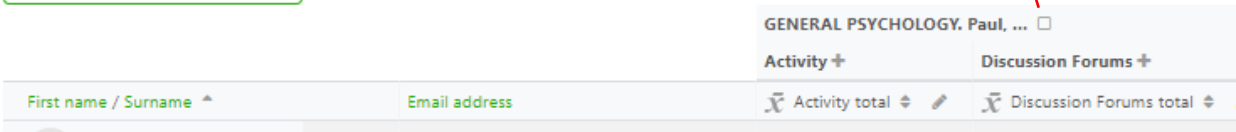
Problem: The Course Total column can't be seen in the gradebook (whether before list of activities or after).



The screenshot shows the OpenLMS interface for a course titled "GENERAL PSYCHOLOGY. Paul, ...". The header row includes columns for "First name / Surname", "Email address", "Activity total", and "Discussion Forums total". The "Activity" and "Discussion Forums" columns have expandable arrows. The "Course total" column is missing.

Message to grade range

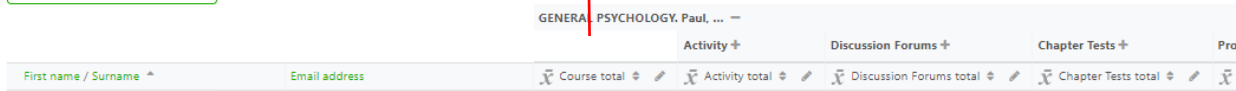
Solution:
In the Gradebook (Grader Report tab) click the "Change to full view" box beside the name of the course.



The screenshot shows the same OpenLMS interface. A red box highlights the "Change to full view" button located next to the course name "GENERAL PSYCHOLOGY. Paul, ...".

Message to grade range

Now the Course Total can be seen by the teacher.



The screenshot shows the OpenLMS interface after the "Change to full view" button was clicked. The header row now includes a "Course total" column, along with "Activity total", "Discussion Forums total", and "Chapter Tests total".