

MLA 9th Edition Works Cited Page Instructions

Formatting instructions for a Works Cited page:

The Works Cited page is to be placed on the last page of the document with a page break separating it from the document.

Title: Works Cited (placed on the first line of the Works Cited page, centered, with initial caps, and no bold or underline)

Font: same as rest of document (12 pt. - Times New Roman)

Double spaced

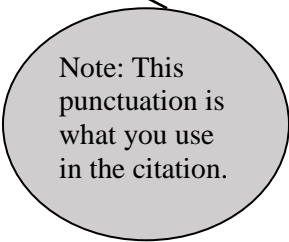
Paragraph spacing set at 0 pts. “Before” and “After” paragraphs

Source information: ½-inch hanging indent applied to all lines after the first line.

Citations are to be listed in alphabetical order by the author’s last name or whatever come first in the citation.

Creating the citation:

Use the template below to gather the MLA Core Elements from your source information.

	Core Elements	Example	Notes
1	Author 	Doe, John. Doe, John, and John Smith. Doe, John, et al. Doe, John, editor.	Last name, First name. If source has three or more authors, list only the first author followed by et al. If there is not an author but an editor, that name should be followed by a descriptor label. Examples are editor, translator, performer, creator, and so on.
2	Title of source.	“Work Cited: A Quick Guide.”	If the title of the source is a <u>part of a larger work</u> , the title is put in “quotation marks”. Title of source may include <u>the name of a book chapter, article title, or song</u> .

Container 1			
3	Title of container,	<i>The MLA Style Center: Writing Resources from the Modern Language Association,</i>	Title of container may be the title of a book, periodical, or web site. The title of container is italicized.
4	Other contributors,	edited by John Smith, edited by John Doe and et al.	Examples are editor, translator, performer, creator, and so on. If source has three or more contributors, list only the first name followed by et al.
5	Version,	8 th ed., King James Version, e-book ed., Kindle ed.,	Version may include book editions or versions. E-books are also considered a version. If you know what type of e-book you consulted, list that instead. Examples include Kindle and EPUB e-books.
6	Number,	Volume #, Number #, vol. 6, no.1,	Number is for books, periodicals, or series that have volume and issue numbers or season and episode numbers.
7	Publisher,	Penguin Press, Oxford UP, Oxford UP / U of California P, Twentieth Century Fox,	Write publisher's name in full, but omit words like <i>Company</i> or <i>Inc.</i> For university presses, use U for "University" and P for "Press": Princeton UP, U of California P. If more than one publisher, separate them with a forward slash (/). Publisher is not needed for periodicals, work published by its author, or web site that has the same title as the publisher.

8	Publication date,	11 July 2017, 9 Sept. 2016,	Examples include the copyright year or date of the last webpage update. Day Month Year,
9	Location.	p. 7. pp. 9-12. https://style.mla.org/ . doi:101353.	Location includes page numbers, disc number, URL address, permalink, or the DOI (digital object identifier). <u>No brackets are needed for the URL address. Hyperlinks will need to be removed.</u>
	Additional note for online sources.	Accessed 6 June 2017.	Because online sources often change, provide the date on which you accessed them: Day Month Year.
Container 2			
3	Title of container,	<i>EBSCOHost</i>	Title of container may be the title of a Database. The title of container is italicized.
4	Other contributors,		
5	Version,		
6	Number,		
7	Publisher,		
8	Publication date,		
9	Location.		Includes URL, permalink, or the DOI.

Additional note for online sources.	Accessed 6 June 2017.	Because online sources often change, provide the date on which you accessed them: Day Month Year.
-------------------------------------	-----------------------	---

Book Example:

1. Author 2. Title of Book 7. Publisher
 Anderson, Curtis. *The Long Tail: Why the Future of Business Is Selling Less of More*. Hyperion, 2006. ——— 8. Year of Publication

Author last name, First name Middle name. *Title of Book*. Publisher, Date.

1. Author 2. Title of Book 4. Other Contributors
 Milton, John. *The Riverside Milton*. Edited by Roy Flannagan, Houghton Mifflin, 1998. ——— 7. Publisher 8. Year of Publication

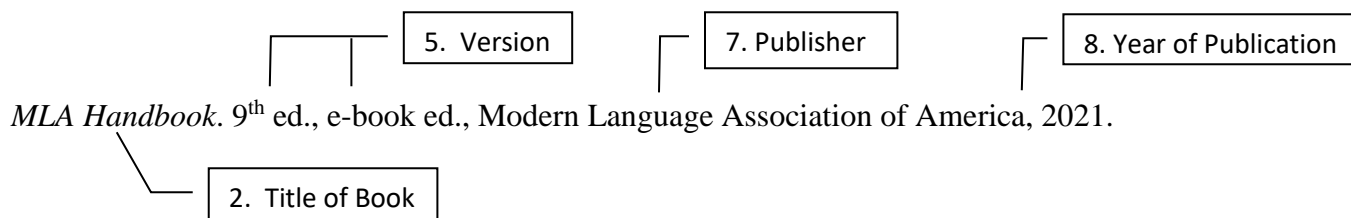
Book Chapter Example:

2. Title of chapter 3. (Container 1) Title 7. Publisher
 “Creating Your Documentation.” *MLA Handbook*, 8th ed., Modern Language Association of America, 2016, pp. 19-50. ——— 5. Book edition
 8. Year of Publication 9. Page number starts - ends

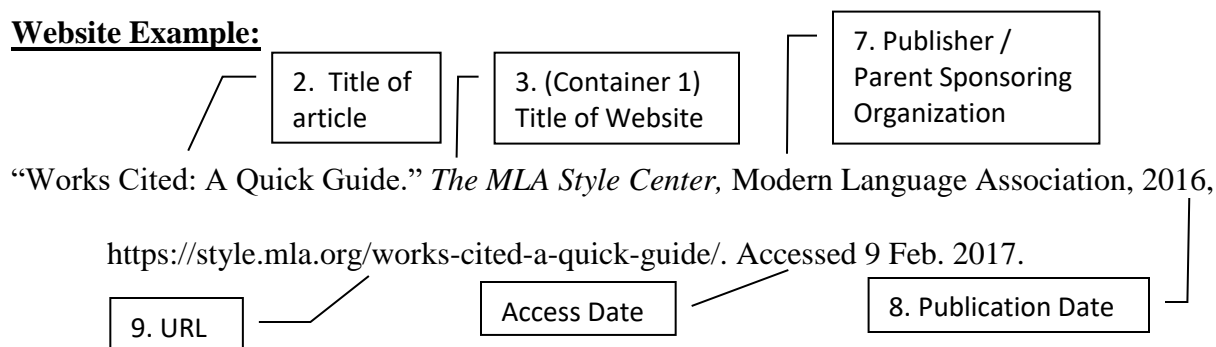
Author last name, First name Middle initial. “Title of Chapter/Essay.” *Title of Book*, other Contributors, Version, Number, Publisher, Year of Publication, Page number starts – ends.

Republished Work Example:

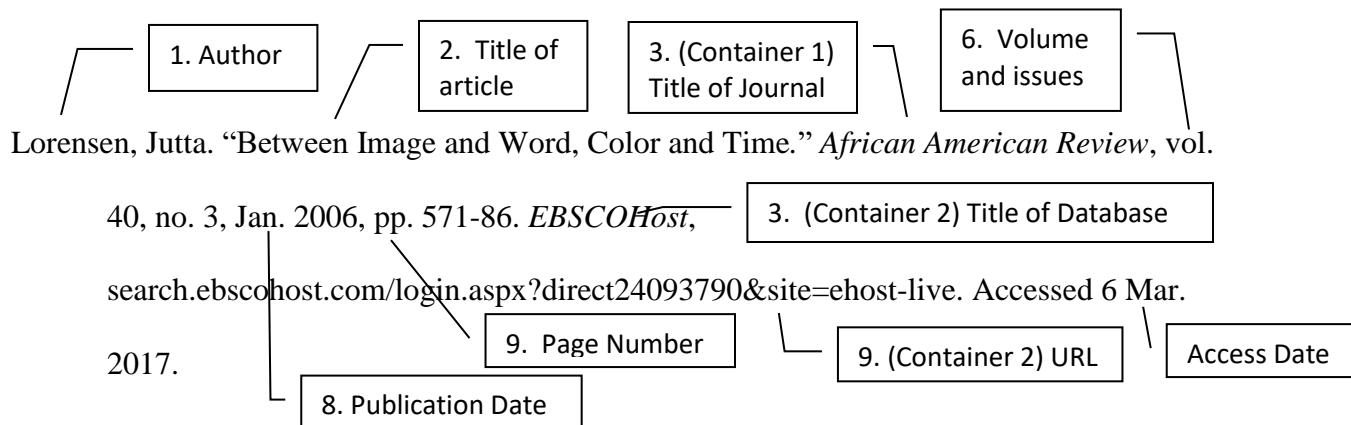
Chandler, Jamie. “Marijuana Prohibition Policies Simply Need to Be Refined.” *The Legalization of Marijuana: Opposing Viewpoints Series*, edited by Noel Merino, Greenhaven Press, 2016, pp. 42-46. Originally published in *U.S. News & World Report*, 2014.

E-Book

Author last name, First name Middle initial. *Title of Book*. Version, Publisher, Year of Publication.

Website Example:

Author last name, First name Middle initial. “Web Page Title.” *Name of website*, Parent Sponsoring Organization, Copyright or last modified date, URL address. Date Accessed.

Example of a Journal Article Retrieved from a Database:

Author last name, First name Middle initial. “Title of Article.” *Title of Journal*, volume, issue, publication date, page numbers. *Title of Database*, DOI or URL. Access Date.

Personal Interview:

1. Subject's
name

8. Interview Date

Roddick, Andy. Personal interview. Interviewed by John Smith, 17 Aug. 2013.

Subject's last name, First name Middle initial. Personal interview. Interviewers Name, Day
Month Year.